

Cooper Lighting Solutions Photometric Lab
1121 Highway 74 South
Peachtree City, GA 30269



Scaled data based on original data using
LM-79-08 Approved Method: Electrical and Photometric Measurements of Solid-
State Lighting Products

Test Report Prepared for
Cooper Lighting Solutions
(formerly Eaton)

Brand: McGRAW-EDISON

Report Number: P400601

Luminaire Tested: **TT-D2-735-U-DL**

Issue Date: 5/19/2020

Test Information

Test Method: LM-79-08
Report Number: P400601
TEST IS SCALED FROM IESNA LM-79-08 TEST DATA (G3-1908-473-26)
Test Lab: INNOVATION CENTER
Issue Date: 5/19/2020
Manufacturer: COOPER LIGHTING SOLUTIONS (FORMERLY EATON)
Product Line: MCGRAW-EDISON
Catalog Number: TT-D2-735-U-DL
Description: TOPTIER LED PARKING GARAGE LUMINAIRE
3500K, 70 CRI LEDS AND DRIVE LANE DISTRIBUTION
Light Source: -
Ballast/Driver: ELECTRONIC DRIVER

Summary

Lumens per Lamp: N/A
Luminaire Lumens: 4230 lumens
Efficiency: N/A
Efficacy: 104.4 lumens/watt
Luminous Opening: Circular (Dia: 1.12' x H: 0')
IES Classification: Type IV - Short - Non-Cutoff
BUG Rating: B2 - U0 - G3

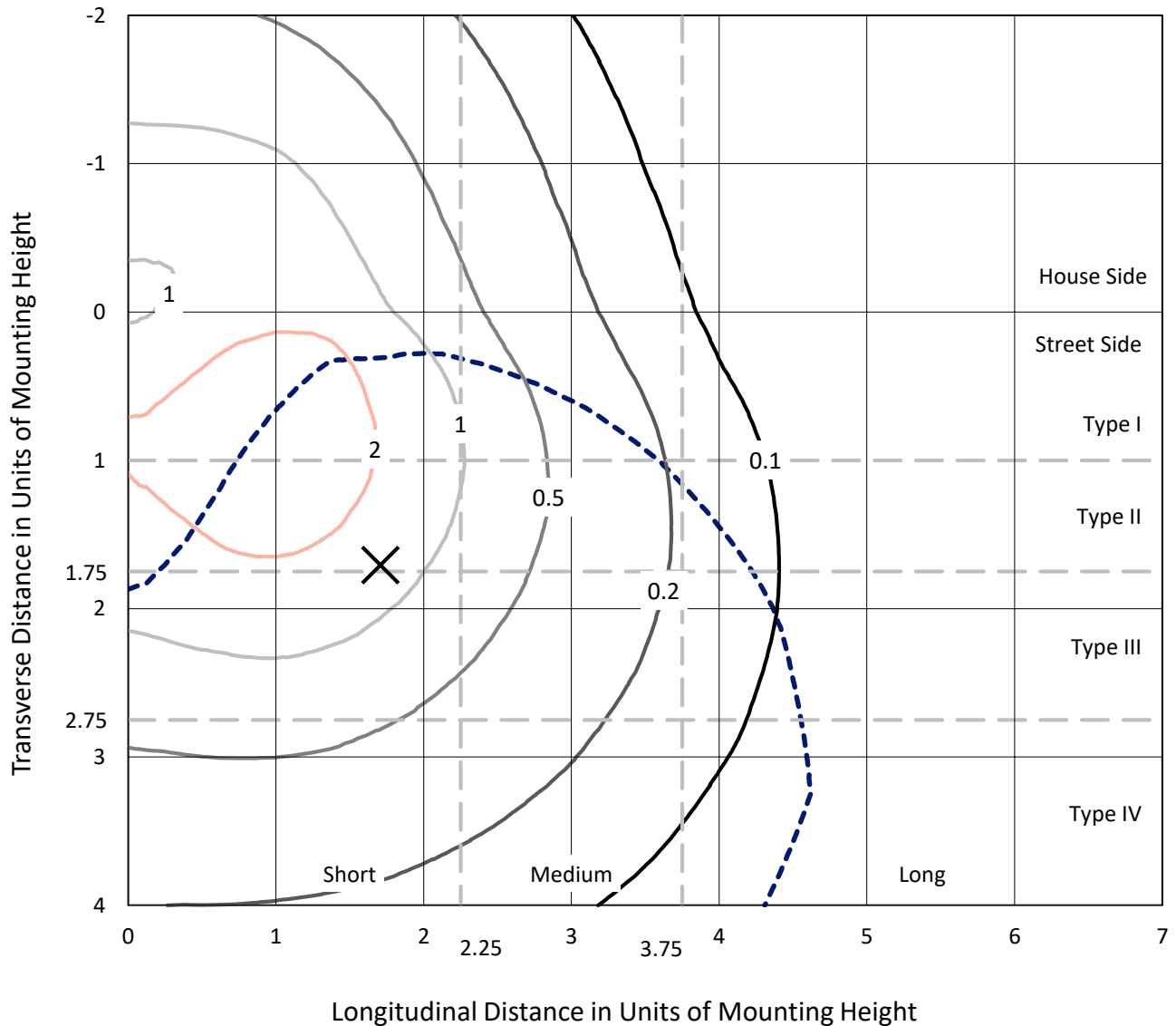
Input Watts (W): 40.5
Input Voltage (V): NR
Input Current (Ain): NR
Voltage Rise (V): NR
Power Factor: NR
Total Harmonic Distortion (THDi): NR
Frequency (hertz): 60
Stabilization Time: NR
Operation Time: NR
Ambient Temperature (°C): NR
Test Distance: 25 FT



REPORT NUMBER: P400601
 CATALOG NUMBER: TT-D2-735-U-DL

Iso-Footcandle Lines of Horizontal Illumination

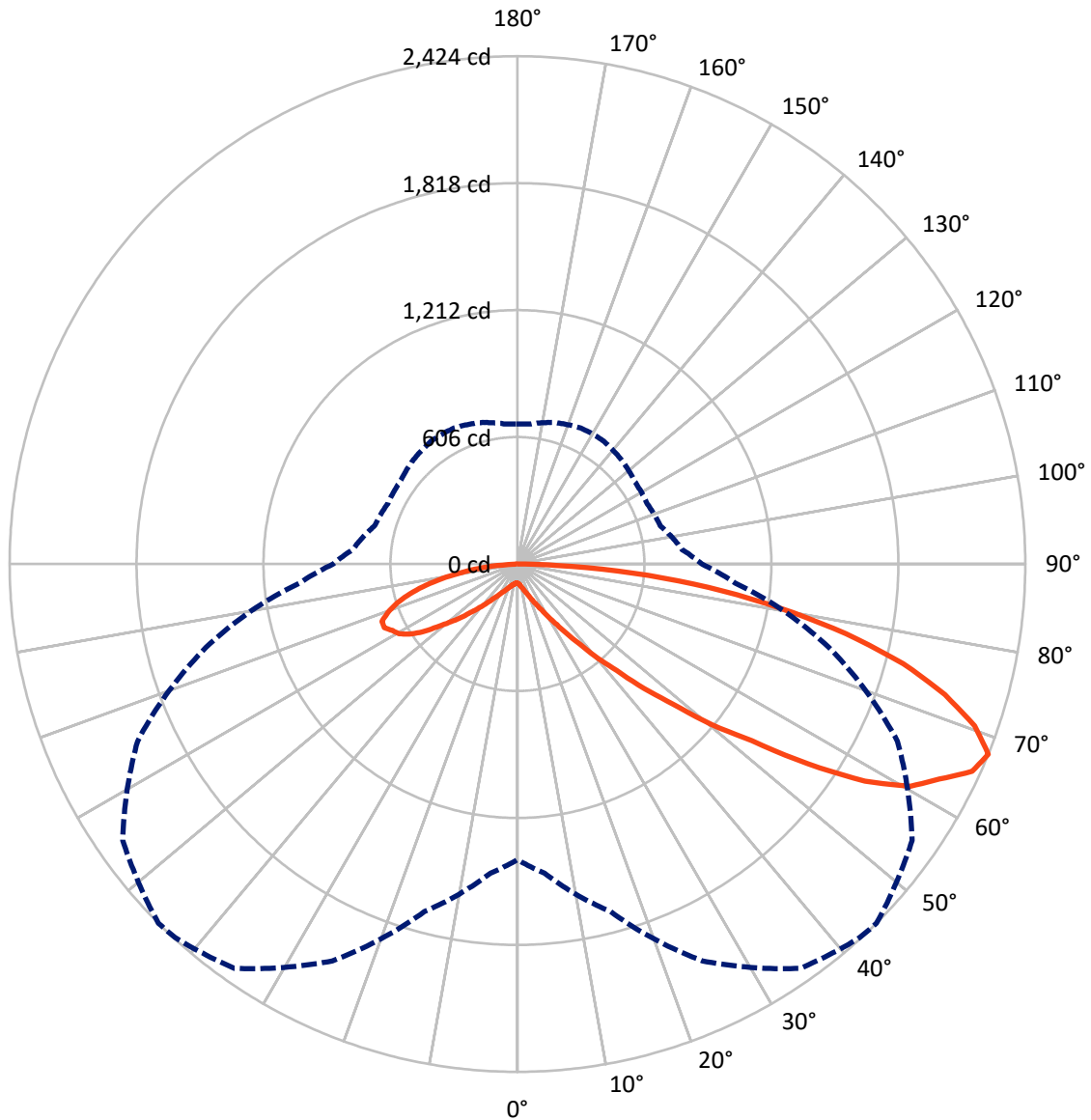
✕ Max cd
 - - - 1/2 Max cd



Based on 10 foot mounting height. Maximum calculated value = 3.2 fc
 Type IV - Short - Non-Cutoff

REPORT NUMBER: P400601
CATALOG NUMBER: TT-D2-735-U-DL

Luminous Intensity Polar Plot



— Vertical Plane Through 45-Deg Lateral - - - Horizontal Cone Through 67.5-Deg Vertical

REPORT NUMBER: P400601

CATALOG NUMBER: TT-D2-735-U-DL

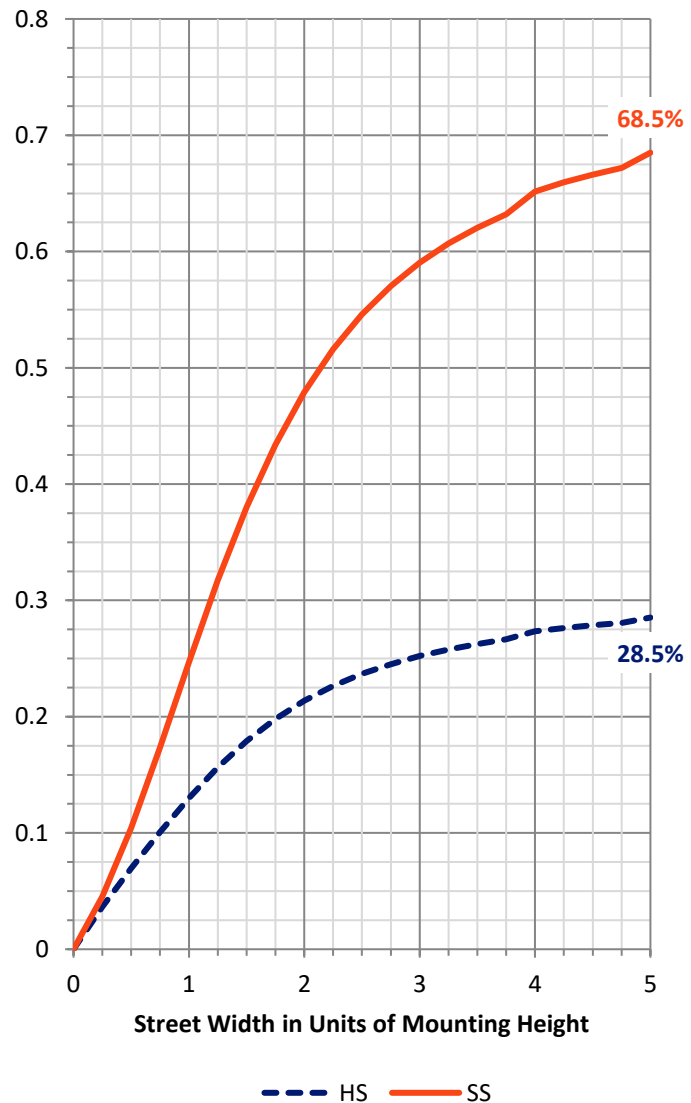
FLUX DISTRIBUTION:

		Downward	Upward	Total
House Side	Lumens	1232.6	0.0	1232.6
	% Fixture	29.1	0.0	29.1
Street Side	Lumens	2997.4	0.0	2997.4
	% Fixture	70.9	0.0	70.9
Total	Lumens	4230.0	0.0	4230.0
	% Fixture	100.0	0.0	100.0

Coefficient of Utilization

ZONAL LUMENS:

Zone	Lumens	% Fixture
0°-10°	9.4	0.2
10°-20°	35.1	0.8
20°-30°	83.0	2.0
30°-40°	187.8	4.4
40°-50°	418.7	9.9
50°-60°	841.7	19.9
60°-70°	1236.3	29.2
70°-80°	1087.1	25.7
80°-90°	330.9	7.8
90°-100°	0.0	0.0
100°-110°	0.0	0.0
110°-120°	0.0	0.0
120°-130°	0.0	0.0
130°-140°	0.0	0.0
140°-150°	0.0	0.0
150°-160°	0.0	0.0
160°-170°	0.0	0.0
170°-180°	0.0	0.0
0°-90°	4230.0	100.0
0°-180°	4230.0	100.0



REPORT NUMBER: P400601

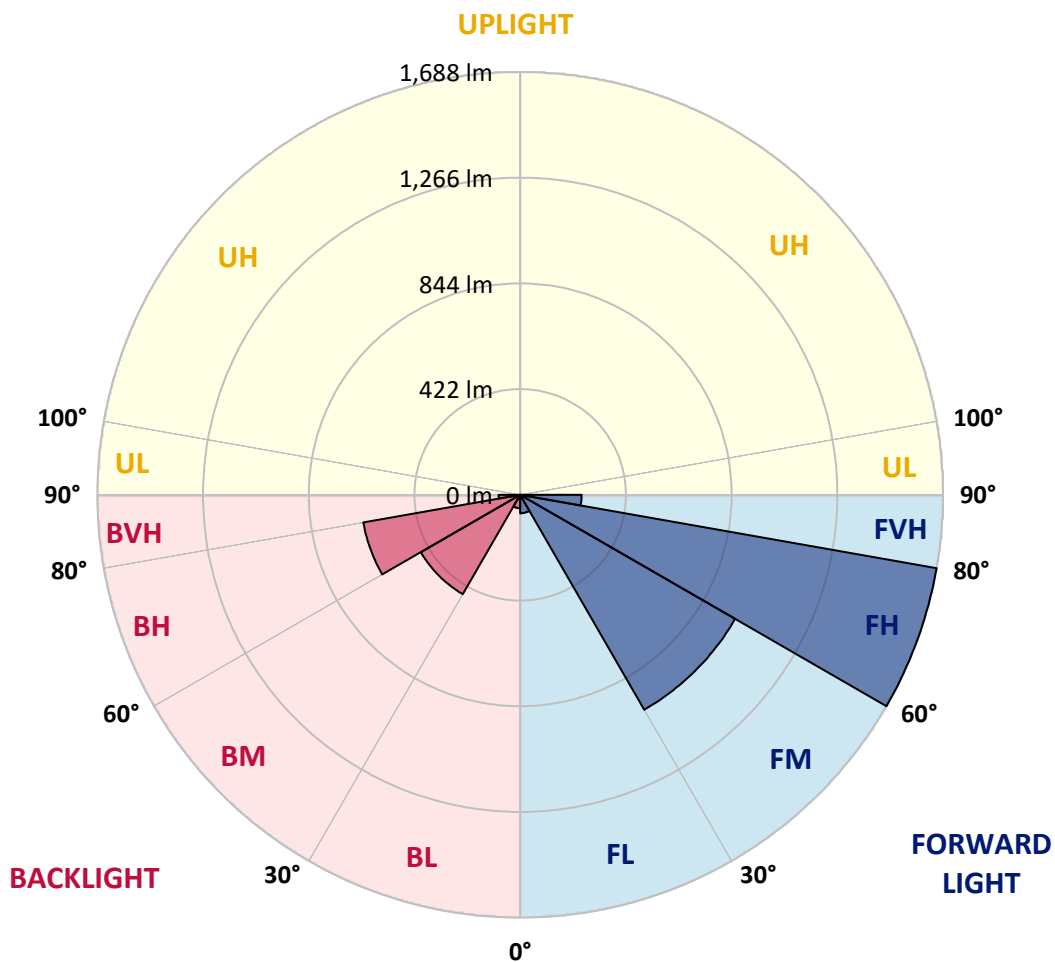
CATALOG NUMBER: TT-D2-735-U-DL

LUMINAIRE CLASSIFICATION SYSTEM LUMEN TABLE AND BUG RATING:

Zone		Lumens	% Fixture	Zone Rating/Lumen Limit		
				B	U	G
FL	(0°-30°)	73.9	1.7			
FM	(30°-60°)	990.6	23.4			
FH	(60°-80°)	1687.7	39.9			G1/1800
FVH	(80°-90°)	245.2	5.8			G3/500
BL	(0°-30°)	53.6	1.3	B0/110		
BM	(30°-60°)	457.6	10.8	B1/1000		
BH	(60°-80°)	635.6	15.0	B2/1000		G2/1000
BVH	(80°-90°)	85.7	2.0			G1/100
UL	(90°-100°)	0.0	0.0		U0/0	
UH	(100°-180°)	0.0	0.0		U0/0	

BUG Rating: B2-U0-G3

Type IV Short





REPORT NUMBER: P400601

CATALOG NUMBER: TT-D2-735-U-DL

CANDELA DISTRIBUTION (FULL):

	0°	5°	15°	25°	35°	42.5°	45°	55°	65°	75°	85°
0°	91.8	91.8	91.8	91.8	91.8	91.8	91.8	91.8	91.8	91.8	91.8
2.5°	95.7	94.9	94.9	94.9	94.1	94.1	94.1	94.1	93.3	93.3	93.3
5°	101.2	100.5	101.2	99.7	98.9	98.9	98.1	98.1	97.3	96.5	95.7
7.5°	109.2	108.4	108.4	106.8	106.0	105.2	105.2	103.6	102.8	101.2	99.7
10°	117.9	117.9	117.1	116.3	114.7	113.1	113.1	110.7	109.9	107.6	105.2
12.5°	128.1	128.1	128.1	126.6	125.0	124.2	122.6	121.0	118.6	114.7	112.3
15°	140.8	140.8	140.8	139.2	137.6	136.0	135.3	132.1	128.1	124.2	119.4
17.5°	156.6	155.0	155.0	153.4	151.9	151.1	149.5	146.3	140.8	136.0	129.7
20°	174.0	173.2	172.4	172.4	170.8	169.3	168.5	163.7	157.4	148.7	140.8
22.5°	193.8	193.0	193.0	194.6	193.8	191.4	191.4	184.3	175.6	165.3	153.4
25°	218.3	217.5	219.1	222.3	222.3	220.7	218.3	211.2	198.5	184.3	170.1
27.5°	245.2	244.4	247.6	253.1	254.7	252.3	250.7	242.8	228.6	209.6	189.0
30°	277.6	278.4	287.1	293.5	297.4	295.8	295.0	286.3	263.4	241.2	214.4
32.5°	317.2	314.8	325.9	336.2	343.3	347.2	344.9	334.6	314.8	280.0	246.0
35°	359.1	359.9	373.3	388.4	405.0	406.6	411.3	401.0	374.1	333.0	285.5
37.5°	413.7	407.3	424.8	453.2	473.0	490.4	487.2	480.9	449.3	394.7	329.8
40°	462.7	461.1	485.7	525.2	561.6	586.9	590.1	582.2	540.2	462.7	377.3
42.5°	518.9	523.6	557.6	612.2	667.6	704.0	695.3	691.3	642.3	543.4	442.2
45°	575.8	591.6	635.1	714.2	779.1	831.3	846.3	832.9	772.8	670.7	524.4
47.5°	644.6	666.0	719.8	826.6	932.6	993.5	996.6	1037.0	946.0	793.3	609.8
50°	735.6	745.1	820.2	950.7	1096.3	1181.7	1206.2	1207.0	1116.1	916.7	706.3
52.5°	825.0	832.1	931.0	1099.4	1297.2	1394.5	1400.0	1430.9	1306.7	1116.1	844.8
55°	932.6	929.4	1065.4	1267.9	1501.3	1642.8	1684.0	1725.9	1567.7	1273.5	923.9
57.5°	1037.0	1032.2	1195.9	1461.7	1780.5	1921.3	1955.3	1925.2	1690.3	1339.1	962.6
60°	1133.5	1150.1	1349.4	1676.1	1996.4	2130.9	2153.8	2072.3	1769.4	1389.7	987.1
62.5°	1233.9	1267.1	1508.4	1854.8	2161.7	2258.2	2259.8	2164.1	1901.5	1487.8	1067.0
65°	1328.0	1381.0	1631.8	2007.5	2277.2	2373.7	2384.8	2298.6	2031.2	1573.2	1080.5
67.5°	1411.1	1481.5	1717.2	2089.7	2355.5	2418.0	2423.5	2299.4	2000.4	1538.4	1043.3
70°	1478.3	1535.3	1770.2	2091.3	2300.9	2318.3	2314.4	2182.3	1914.9	1469.6	980.8
72.5°	1504.4	1551.1	1744.9	1993.2	2140.4	2136.4	2133.2	2011.4	1774.1	1354.9	890.6
75°	1467.3	1480.7	1606.5	1783.6	1877.0	1899.1	1902.3	1792.3	1556.6	1184.9	764.1
77.5°	1313.8	1306.7	1403.2	1520.2	1590.6	1606.5	1603.3	1511.5	1305.1	984.8	640.7
80°	1041.7	1056.7	1116.9	1194.4	1264.8	1282.2	1271.1	1201.5	1015.6	768.0	492.0
82.5°	728.5	746.7	797.3	855.8	908.8	908.8	919.1	851.9	719.8	551.3	344.1
85°	393.1	382.8	438.2	504.6	542.6	549.7	553.7	531.5	445.3	333.0	204.1
87.5°	64.9	69.6	86.2	132.1	150.3	174.0	185.1	144.7	87.8	56.2	41.1
90°	0.0	0.0	0.0	0.0	0.0	0.0	0.0	0.0	0.0	0.0	0.0



REPORT NUMBER: P400601

CATALOG NUMBER: TT-D2-735-U-DL

CANDELA DISTRIBUTION (continued):

	90°	95°	105°	115°	125°	135°	145°	155°	165°	175°	180°
0°	91.8	91.8	91.8	91.8	91.8	91.8	91.8	91.8	91.8	91.8	91.8
2.5°	93.3	92.5	91.8	91.0	91.0	90.2	90.2	90.2	91.0	91.0	91.0
5°	95.7	94.9	94.1	93.3	91.8	91.8	91.8	91.8	91.8	91.8	91.8
7.5°	99.7	98.1	97.3	95.7	94.1	94.1	93.3	93.3	93.3	94.1	93.3
10°	104.4	102.8	101.2	98.9	98.1	97.3	96.5	96.5	97.3	97.3	96.5
12.5°	109.9	109.2	106.0	103.6	102.0	101.2	100.5	101.2	100.5	101.2	101.2
15°	117.9	115.5	111.5	109.2	106.8	106.0	105.2	106.0	106.0	106.8	106.0
17.5°	126.6	123.4	119.4	115.5	112.3	111.5	111.5	111.5	112.3	113.1	112.3
20°	136.8	132.9	127.3	122.6	119.4	118.6	118.6	119.4	120.2	121.0	121.0
22.5°	147.1	144.0	136.0	129.7	128.1	127.3	126.6	128.1	129.7	130.5	131.3
25°	162.9	156.6	147.1	140.0	136.8	136.8	137.6	139.2	140.0	141.6	140.8
27.5°	179.6	172.4	160.6	151.1	148.7	147.9	149.5	151.1	154.2	154.2	153.4
30°	202.5	190.6	175.6	166.9	160.6	161.4	163.7	166.1	169.3	170.8	170.8
32.5°	228.6	215.9	195.4	181.9	178.8	179.6	180.3	184.3	187.5	190.6	188.3
35°	262.6	246.8	221.5	206.4	198.5	197.7	200.9	205.7	208.8	210.4	210.4
37.5°	299.8	279.2	247.6	234.9	225.4	224.6	225.4	229.4	233.3	234.9	238.1
40°	344.9	319.6	282.4	261.8	254.7	253.1	256.3	261.8	261.8	264.2	265.0
42.5°	400.2	367.8	326.7	299.8	291.1	291.1	290.3	295.0	295.0	295.0	293.5
45°	470.6	434.2	380.5	352.8	337.7	329.8	332.2	329.0	328.3	330.6	323.5
47.5°	538.7	492.8	429.5	399.4	384.4	379.7	371.0	368.6	364.6	364.6	354.4
50°	617.7	560.8	499.9	457.2	442.9	429.5	422.4	411.3	399.4	397.1	393.1
52.5°	749.8	678.7	582.9	537.1	500.7	487.2	470.6	456.4	442.2	431.1	437.4
55°	803.6	730.9	639.9	595.6	570.3	557.6	526.8	507.8	486.4	470.6	479.3
57.5°	830.5	751.4	666.8	633.6	626.4	614.6	591.6	559.2	534.7	514.9	516.5
60°	845.5	762.5	681.0	651.0	647.0	654.9	643.1	620.9	582.9	563.2	560.8
62.5°	903.3	816.3	721.4	678.7	670.0	675.5	678.7	665.2	633.6	607.5	600.3
65°	915.2	822.6	729.3	701.6	702.4	704.0	706.3	692.1	676.3	643.9	637.5
67.5°	879.6	788.6	705.5	682.6	684.2	702.4	716.6	715.8	698.4	670.7	668.4
70°	825.8	737.2	660.5	639.9	643.9	660.5	691.3	707.1	704.0	685.8	689.7
72.5°	741.9	662.8	595.6	579.8	589.3	605.1	634.4	662.8	679.4	683.4	692.1
75°	643.9	580.6	517.3	507.8	514.9	533.1	560.0	593.2	629.6	649.4	654.9
77.5°	531.5	473.8	427.1	420.8	431.1	447.7	474.6	500.7	541.8	576.6	584.5
80°	416.1	366.2	333.0	327.5	333.8	348.0	368.6	389.9	429.5	456.4	460.3
82.5°	288.7	258.6	237.3	234.1	238.1	243.6	260.2	280.0	302.2	323.5	325.9
85°	167.7	148.7	143.2	138.4	147.1	147.1	151.1	162.1	173.2	174.8	179.6
87.5°	30.8	29.3	30.1	22.1	27.7	19.8	19.8	25.3	19.0	22.1	18.2
90°	0.0	0.0	0.0	0.0	0.0	0.0	0.0	0.0	0.0	0.0	0.0

LM-79-2019: Approved Method: Electrical and Photometric Measurements of Solid-State Lighting Products

Report Prepared for

Cooper Lighting Solutions

MCGRAW EDISON

Report Number: SP1-2411-284-1

Test Date: 11/15/2024

Luminaire Tested: TTN-D0-735-U-WQ

Data in this report applies to families of products including TT-xx-735 and TTN-xx-735

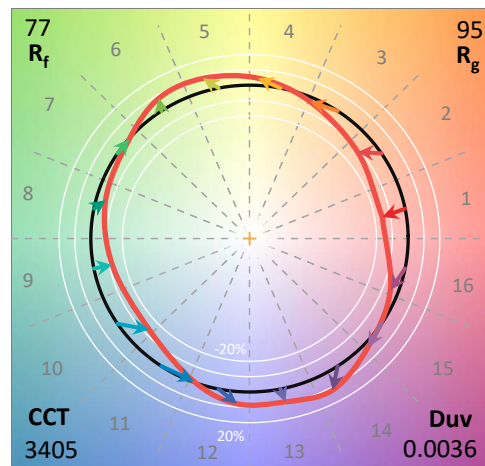
Test Information

Test Method: LM-79-2019
 Report Number: SP1-2411-284-1
 Test Lab: COOPER LIGHTING SOLUTIONS
 Photometer: SP1 - 76IN SPHERE
 Measurement Geometry: 4π
 Issue Date: 11/15/2024
 Manufacturer: COOPER LIGHTING SOLUTIONS
 Product Line: MCGRAW EDISON
 Catalog Number: **TTN-D0-735-U-WQ**
 Description: TOPTIER NANO LED PARKING GARAGE LUMINAIRE. 3500K, 70 CRI LEDS AND WIDE DISTRIBUTION

Spectral Parameters

CCT (K): 3405
 CIE u': 0.2365
 CIE v': 0.5180
 Duv: 0.0036
 CIE x: 0.4148
 CIE y: 0.4038
 CIE z: 0.1814
 Peak Wavelength (nm): 596
 Dominant Wavelength (nm): 579
 Purity: 45.70672
 Rf: 76.6
 Rg: 95.4

CRI (Ra):	73.9		
R1:	71.3	R9:	-18.0
R2:	80.3	R10:	53.1
R3:	87.8	R11:	68.6
R4:	73.2	R12:	42.6
R5:	69.8	R13:	72.5
R6:	71.8	R14:	92.7
R7:	82.8	R15:	64.3
R8:	54.1		



Test Conditions

Stabilization Time: 38M
 Operation Time: 1H 38M
 Sphere Temperature (°C): 24.9

REPORT NUMBER: SP1-2411-284-1

Measurement and Test Equipment			
Instrument	Identification Number	Calibration Date	Calibration Due Date
Photometer	IN0058	6/18/2024	12/18/2024
Power Meter	INXT2011004	2/8/2024	2/8/2025
AC Power Source	IN0063	10/22/2024	10/22/2025
DC Power Source	IN0208	10/22/2024	10/22/2025
Sphere Thermometer	IN0085	10/22/2024	10/22/2025
Room Thermometer	IN0046	10/22/2024	10/22/2025

REPORT NUMBER: SP1-2411-284-1

CIE 1931 Chromaticity Diagram



CIE 1931 Chromaticity Diagram with 2017 ANSI 7-Step and 4-Step Quadrangles



Point lies inside the ANSI 3500K 4-step quadrangle

REPORT NUMBER: SP1-2411-284-1

Photopic Flux vs. Wavelength



Photopic Lumens: NR

λ (nm)	Power W [^] /nm	Lumens (φ/nm)	λ (nm)	Power W [^] /nm	Lumens (φ/nm)	λ (nm)	Power W [^] /nm	Lumens (φ/nm)	λ (nm)	Power W [^] /nm	Lumens (φ/nm)	λ (nm)	Power W [^] /nm	Lumens (φ/nm)
360	0	NR	490	119	NR	620	846	NR	750	28	NR	880	1	NR
365	0	NR	495	160	NR	625	793	NR	755	25	NR	885	0	NR
370	0	NR	500	225	NR	630	739	NR	760	22	NR	890	0	NR
375	0	NR	505	308	NR	635	681	NR	765	19	NR	895	0	NR
380	0	NR	510	392	NR	640	623	NR	770	16	NR	900	0	NR
385	0	NR	515	474	NR	645	563	NR	775	14	NR	905	0	NR
390	0	NR	520	545	NR	650	506	NR	780	12	NR	910	0	NR
395	1	NR	525	603	NR	655	451	NR	785	10	NR	915	0	NR
400	3	NR	530	649	NR	660	399	NR	790	9	NR	920	0	NR
405	5	NR	535	687	NR	665	352	NR	795	8	NR	925	0	NR
410	11	NR	540	721	NR	670	307	NR	800	6	NR	930	0	NR
415	21	NR	545	751	NR	675	268	NR	805	6	NR	935	0	NR
420	43	NR	550	779	NR	680	234	NR	810	5	NR	940	0	NR
425	88	NR	555	811	NR	685	203	NR	815	4	NR	945	0	NR
430	163	NR	560	843	NR	690	176	NR	820	4	NR	950	0	NR
435	288	NR	565	873	NR	695	152	NR	825	3	NR	955	0	NR
440	416	NR	570	907	NR	700	131	NR	830	3	NR	960	0	NR
445	566	NR	575	938	NR	705	112	NR	835	3	NR	965	0	NR
450	810	NR	580	965	NR	710	96	NR	840	2	NR	970	0	NR
455	669	NR	585	986	NR	715	81	NR	845	2	NR	975	0	NR
460	338	NR	590	997	NR	720	69	NR	850	2	NR	980	0	NR
465	246	NR	595	997	NR	725	58	NR	855	1	NR	985	0	NR
470	182	NR	600	991	NR	730	49	NR	860	1	NR	990	0	NR
475	115	NR	605	968	NR	735	42	NR	865	1	NR	995	0	NR
480	97	NR	610	939	NR	740	37	NR	870	1	NR	1000	0	NR
485	103	NR	615	896	NR	745	32	NR	875	1	NR			

REPORT NUMBER: SP1-2411-284-1

Scotopic Flux vs. Wavelength



Scotopic Lumens: NR

S/P: 1.33

λ (nm)	Power W [^] /nm	Lumens (φ/nm)	λ (nm)	Power W [^] /nm	Lumens (φ/nm)	λ (nm)	Power W [^] /nm	Lumens (φ/nm)	λ (nm)	Power W [^] /nm	Lumens (φ/nm)	λ (nm)	Power W [^] /nm	Lumens (φ/nm)
360	0	NR	490	119	NR	620	846	NR	750	28	NR	880	1	NR
365	0	NR	495	160	NR	625	793	NR	755	25	NR	885	0	NR
370	0	NR	500	225	NR	630	739	NR	760	22	NR	890	0	NR
375	0	NR	505	308	NR	635	681	NR	765	19	NR	895	0	NR
380	0	NR	510	392	NR	640	623	NR	770	16	NR	900	0	NR
385	0	NR	515	474	NR	645	563	NR	775	14	NR	905	0	NR
390	0	NR	520	545	NR	650	506	NR	780	12	NR	910	0	NR
395	1	NR	525	603	NR	655	451	NR	785	10	NR	915	0	NR
400	3	NR	530	649	NR	660	399	NR	790	9	NR	920	0	NR
405	5	NR	535	687	NR	665	352	NR	795	8	NR	925	0	NR
410	11	NR	540	721	NR	670	307	NR	800	6	NR	930	0	NR
415	21	NR	545	751	NR	675	268	NR	805	6	NR	935	0	NR
420	43	NR	550	779	NR	680	234	NR	810	5	NR	940	0	NR
425	88	NR	555	811	NR	685	203	NR	815	4	NR	945	0	NR
430	163	NR	560	843	NR	690	176	NR	820	4	NR	950	0	NR
435	288	NR	565	873	NR	695	152	NR	825	3	NR	955	0	NR
440	416	NR	570	907	NR	700	131	NR	830	3	NR	960	0	NR
445	566	NR	575	938	NR	705	112	NR	835	3	NR	965	0	NR
450	810	NR	580	965	NR	710	96	NR	840	2	NR	970	0	NR
455	669	NR	585	986	NR	715	81	NR	845	2	NR	975	0	NR
460	338	NR	590	997	NR	720	69	NR	850	2	NR	980	0	NR
465	246	NR	595	997	NR	725	58	NR	855	1	NR	985	0	NR
470	182	NR	600	991	NR	730	49	NR	860	1	NR	990	0	NR
475	115	NR	605	968	NR	735	42	NR	865	1	NR	995	0	NR
480	97	NR	610	939	NR	740	37	NR	870	1	NR	1000	0	NR
485	103	NR	615	896	NR	745	32	NR	875	1	NR			

REPORT NUMBER: SP1-2411-284-1

Melanopic Flux vs. Wavelength



Melanopic Lumens: NR

M/P: 2.47

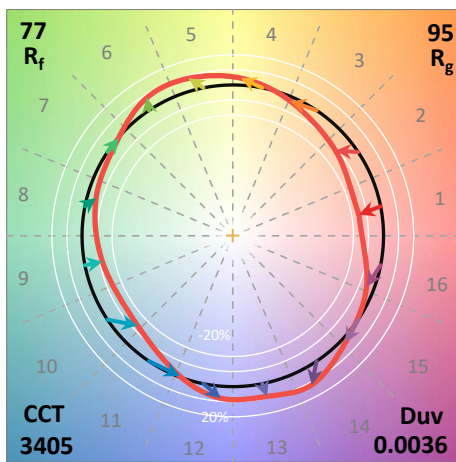
λ (nm)	Power W [^] /nm	Lumens (φ/nm)	λ (nm)	Power W [^] /nm	Lumens (φ/nm)	λ (nm)	Power W [^] /nm	Lumens (φ/nm)	λ (nm)	Power W [^] /nm	Lumens (φ/nm)	λ (nm)	Power W [^] /nm	Lumens (φ/nm)
360	0	NR	490	119	NR	620	846	NR	750	28	NR	880	1	NR
365	0	NR	495	160	NR	625	793	NR	755	25	NR	885	0	NR
370	0	NR	500	225	NR	630	739	NR	760	22	NR	890	0	NR
375	0	NR	505	308	NR	635	681	NR	765	19	NR	895	0	NR
380	0	NR	510	392	NR	640	623	NR	770	16	NR	900	0	NR
385	0	NR	515	474	NR	645	563	NR	775	14	NR	905	0	NR
390	0	NR	520	545	NR	650	506	NR	780	12	NR	910	0	NR
395	1	NR	525	603	NR	655	451	NR	785	10	NR	915	0	NR
400	3	NR	530	649	NR	660	399	NR	790	9	NR	920	0	NR
405	5	NR	535	687	NR	665	352	NR	795	8	NR	925	0	NR
410	11	NR	540	721	NR	670	307	NR	800	6	NR	930	0	NR
415	21	NR	545	751	NR	675	268	NR	805	6	NR	935	0	NR
420	43	NR	550	779	NR	680	234	NR	810	5	NR	940	0	NR
425	88	NR	555	811	NR	685	203	NR	815	4	NR	945	0	NR
430	163	NR	560	843	NR	690	176	NR	820	4	NR	950	0	NR
435	288	NR	565	873	NR	695	152	NR	825	3	NR	955	0	NR
440	416	NR	570	907	NR	700	131	NR	830	3	NR	960	0	NR
445	566	NR	575	938	NR	705	112	NR	835	3	NR	965	0	NR
450	810	NR	580	965	NR	710	96	NR	840	2	NR	970	0	NR
455	669	NR	585	986	NR	715	81	NR	845	2	NR	975	0	NR
460	338	NR	590	997	NR	720	69	NR	850	2	NR	980	0	NR
465	246	NR	595	997	NR	725	58	NR	855	1	NR	985	0	NR
470	182	NR	600	991	NR	730	49	NR	860	1	NR	990	0	NR
475	115	NR	605	968	NR	735	42	NR	865	1	NR	995	0	NR
480	97	NR	610	939	NR	740	37	NR	870	1	NR	1000	0	NR
485	103	NR	615	896	NR	745	32	NR	875	1	NR			

Summary

$R_f = 76.6$
 $R_g = 95.4$
 $CIE R_a = 73.9$
 $R_g = -18.0$

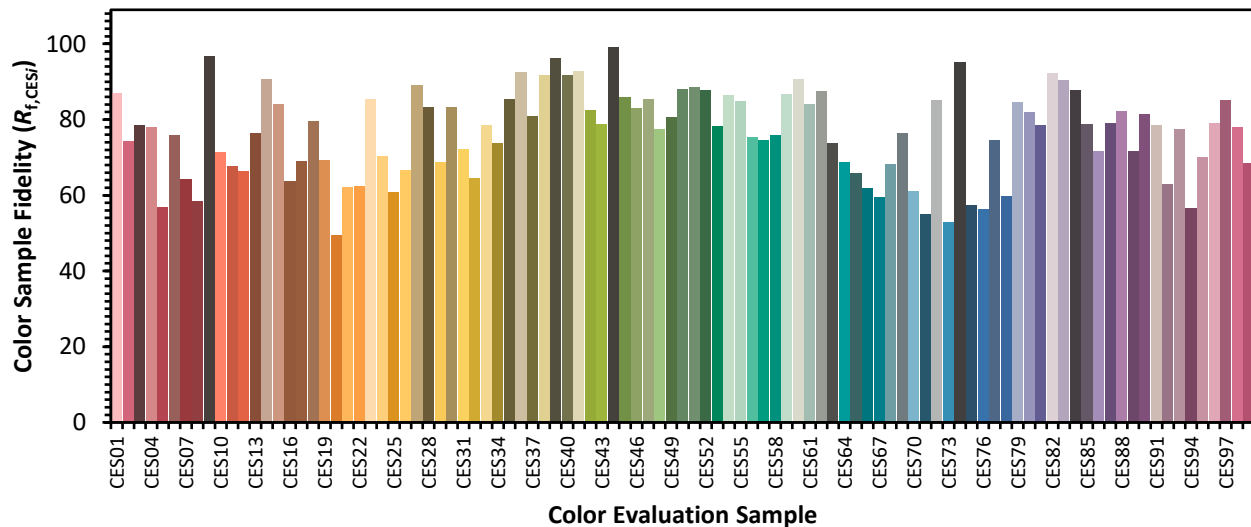


Color Vector Graphics

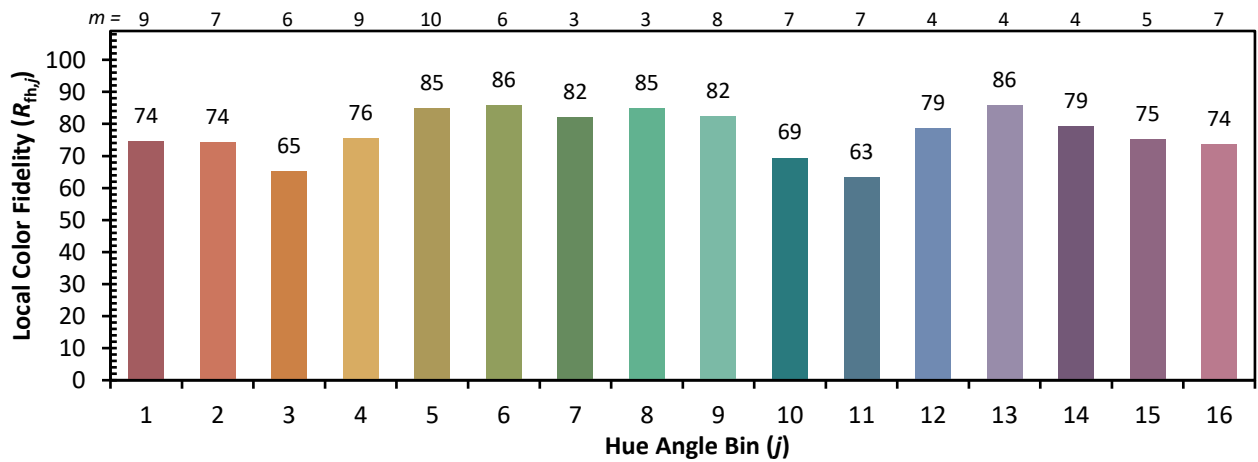


Individual Sample Fidelity Index ($R_{f,i}$)

CES01 = 86	CES26 = 67	CES51 = 88	CES76 = 56
CES02 = 62	CES27 = 89	CES52 = 88	CES77 = 75
CES03 = 31	CES28 = 83	CES53 = 78	CES78 = 60
CES04 = 70	CES29 = 69	CES54 = 86	CES79 = 85
CES05 = 48	CES30 = 83	CES55 = 85	CES80 = 82
CES06 = 51	CES31 = 72	CES56 = 75	CES81 = 78
CES07 = 41	CES32 = 65	CES57 = 75	CES82 = 92
CES08 = 40	CES33 = 78	CES58 = 76	CES83 = 90
CES09 = 29	CES34 = 74	CES59 = 87	CES84 = 88
CES10 = 75	CES35 = 86	CES60 = 91	CES85 = 79
CES11 = 58	CES36 = 93	CES61 = 84	CES86 = 72
CES12 = 64	CES37 = 81	CES62 = 88	CES87 = 79
CES13 = 43	CES38 = 92	CES63 = 74	CES88 = 82
CES14 = 74	CES39 = 96	CES64 = 69	CES89 = 72
CES15 = 71	CES40 = 92	CES65 = 66	CES90 = 82
CES16 = 47	CES41 = 93	CES66 = 62	CES91 = 79
CES17 = 50	CES42 = 83	CES67 = 60	CES92 = 63
CES18 = 56	CES43 = 79	CES68 = 68	CES93 = 77
CES19 = 72	CES44 = 99	CES69 = 76	CES94 = 56
CES20 = 65	CES45 = 86	CES70 = 61	CES95 = 70
CES21 = 86	CES46 = 83	CES71 = 55	CES96 = 79
CES22 = 79	CES47 = 85	CES72 = 85	CES97 = 85
CES23 = 92	CES48 = 78	CES73 = 53	CES98 = 78
CES24 = 91	CES49 = 81	CES74 = 95	CES99 = 68
CES25 = 72	CES50 = 88	CES75 = 57	



Color Rendition by Hue-Angle Bin



Measure Comparisons



(END OF REPORT)